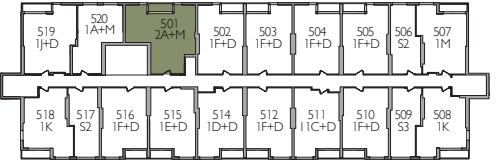
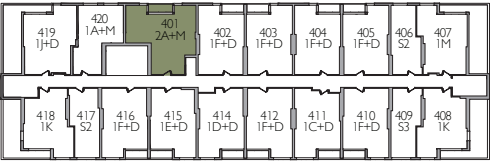
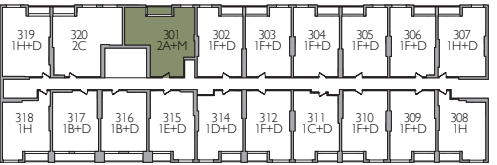


SUITE
2A+M
 — W —
 TWO BEDROOM PLUS MEDIA
705 SQ FT
 (PLUS 32 SQ FT BALCONY)



MATRIX
 DEVELOPMENT GROUP

All renderings are artist's concept. Actual usable space may vary from stated area. Dimensions, specifications and architectural detailing are subject to changes without notice. Suite and outdoor space may vary on different floors. E. & O. E.